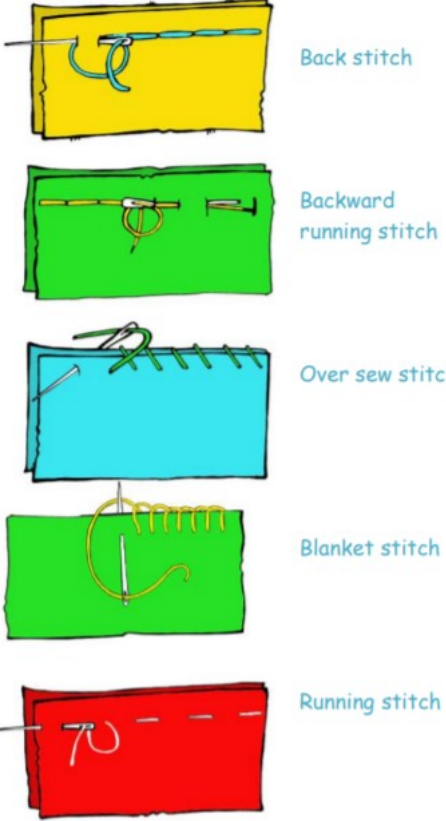









Year 4 Textiles (2-D shape to 3-D product)

Prior Learning: Have joined fabric in simple ways by gluing and stitching. Have used simple patterns and templates for marking out. Have evaluated a range of textile products.

Facts	Vocabulary
<p><b><u>Joining techniques</u></b></p>  <p>Back stitch</p> <p>Backward running stitch</p> <p>Over sew stitch</p> <p>Blanket stitch</p> <p>Running stitch</p>	<p>Bonded fabric—a material made up of two layers of different materials joined together by pattern or joining stitches.</p>  <p>Woven fabric—a material that is formed by weaving. Usually made on a loom and uses two or more threads woven at right angles to each other.</p>  <p>Knitted fabric—a material that is formed by pieces of thread curled up on itself then connected via loops.</p>  <p>Felted fabric—a material made by rolling and pressing wool and another fabric with moisture and heat which causes the fibres to mat together and create a smooth surface.</p> 
<p><b><u>Seam allowance.</u></b></p> <p>◇ The seam allowance is the area between the fabric edge and the stitching line between two or more pieces of material being sewn together.</p>  <p>◇ Without the seam allowance, the seam could not exist as the stitches would fall out.</p>	<p><b><u>Possible fastenings for product.</u></b></p> <p>⇒ Buttons—first discovered use by the Indus Valley Civilisation (2800BCE).</p>  <p>⇒ Velcro—first conceived in 1941 by a Swiss engineer called George de Mestral. Uses lots of tiny little hooks on one side and tiny little loops on the other.</p> 
<p>Youtube:</p> <p><a href="https://www.youtube.com/watch?v=1FknfumFPX8">https://www.youtube.com/watch?v=1FknfumFPX8</a> - Running stitch, back stitch and blanket stitch.</p> <p><a href="https://www.youtube.com/watch?v=gmD9vpo5Fso">https://www.youtube.com/watch?v=gmD9vpo5Fso</a> - Over sew stitch.</p> <p><a href="https://www.youtube.com/watch?v=sjHm8CL9WDA">https://www.youtube.com/watch?v=sjHm8CL9WDA</a> - Backward running stitch.</p>	