




Year 3 Drawing – Sketching movement

Prior Learning: understanding of line, colour, pattern, texture, shape, materials, techniques of: linear, side stroke, scumbling and feathering, shadow, use of different pencils

Facts	Vocabulary
<ol style="list-style-type: none"> 1. L.S. Lowry: <ol style="list-style-type: none"> a) Born in Stretford, Manchester in 1887 b) Landscape paintings – areas around the North-West c) Also included people (matchstick men) and portraits 	<ol style="list-style-type: none"> 1. Designer 2. L. S. Lowry 3. HB 4. Oil pastels 5. Blending – heavy pressure/light pressure 6. Pointillism 7. Scumbling 8. Pressure blend 9. Sgaffito 10. Movement
<ol style="list-style-type: none"> 2. Exploring his work: <ol style="list-style-type: none"> a) On the Promenade b) Coming out of School c) Punch and Judy 	<p>Influenced by/ Inspired by</p>
<ol style="list-style-type: none"> 3. Using different pencils to show light to dark: <ol style="list-style-type: none"> a) 9H – HB (H leads are lighter) b) B stands for Bold; H stands for Hard c) H leads are extremely smudge-resistant and give cleaner lines d) Useful for things such as outlines, technical drawings, light sketches, and even watercolors 	
<ol style="list-style-type: none"> 4. Oil pastel techniques (see video) <ol style="list-style-type: none"> a) Colour mixing – with white/grey/black b) Blending – heavy pressure and light pressure c) Pointillism – using tiny dots of pure colour d) Scumbling – softening and blending by going over the top with lines e) Pressure blend (smudging) – smearing by rubbing f) Sgraffito – putting down one layer, covering with another, then scratching to reveal a pattern 	<p align="center">On the Promenade</p> 
<ol style="list-style-type: none"> 5. Creating movements using colours and shapes: <ol style="list-style-type: none"> a) Single lines and flowing motion to create action b) Shading can create 3D image c) Lowry achieved this with his matchstick men 	<p align="center">Coming out of School</p> 
<ol style="list-style-type: none"> 6. Creating our matchstick people using L. S. Lowry as inspiration: <ol style="list-style-type: none"> a) On the Promenade b) Coming out of School c) Punch and Judy 	<p align="center">Punch and Judy</p>
<ol style="list-style-type: none"> 7. The wider influences of: <ol style="list-style-type: none"> a) 	
<p>Youtube: L. S. Lowry information: https://www.tate.org.uk/art/artists/l-s-lowry-1533</p> <p>10 oil pastel techniques https://www.youtube.com/watch?v=jm6wo-8rJD0</p> <p>Grading of pencils: https://www.jetpens.com/blog/the-best-lead-grade-for-every-application/pt/475</p>	