





Year 2 Painting – Colour mixing

Prior Learning: primary colours, secondary colours, understanding of line, colour, pattern, texture and shape,

Facts	Vocabulary
1. Painting is: a) The action or skill of using paint	1. Painting 2. Claude Monet
2. Claude Monet: a) Born in France in 1840 b) Liked to use watercolours to create landscapes and paintings of natural things	3. Hues 4. Tints 5. Shades 6. Tones 7. Watercolours
3. Mixing colour: a) Tertiary colour – brown – mixing of three primary colours b) Primary and secondary colours can be mixed to create tints, shades and tones of the original hue (colour)	8. Wash 9. Dry on dry 10. Wet on wet 11. Blotting 12. Influenced by/ Inspired by
4. Tints: a) Adding white to a colour to make lighter tints (pastel colours)	
5. Shades: a) Adding black to a colour to make darker shades	
6. Tones a) Adding black and white (grey) to make darker or lighter tone	
7. Watercolours: a) Creating a wash b) Dry on dry c) Dry on wet d) Wet on wet e) Blotting technique	
8. Creating our own patterns/artwork using Claude Monet's artwork as inspiration: a) The Water Lily Pond b) Waterlilies c) Venice Twilight	
9. The wider influences of: a)	
Youtube: Claude Monet information: https://www.tate.org.uk/art/artists/claude-monet-1652 https://www.claudemonetgallery.org/ Using watercolours: https://www.youtube.com/watch?v=yl6V-gpkHOU	

The Water-Lily Pond

Waterlilies

Venice Twilight