






Year 1 Texture and Collage

Prior Learning: senses, touch, feel, cut, stick, artist

Facts	Vocabulary
1. Texture is: a) How something feels when it is touched	1. Texture 2. Henri Matisse 3. Collage 4. Technique 5. Tearing 6. Cutting 7. Overlapping 8. Sticking 9. Materials 10. Influenced by/ Inspired by
2. Henri Matisse: a) Born in France in 1869 b) Liked to use lots of bold colours c) Painter, printer, sculptor and made collages d) At 72, he couldn't paint due to illness and created collages	
3. Collage: a) A piece of art made by sticking different materials onto a backing	
4. How to collage (technique): a) Tearing – ripping materials using force b) Cutting – using scissors to get neat edges c) Overlapping – cover something partly by joining over the top d) Sticking – attaching firmly with glue or tape	<div style="display: flex; justify-content: space-around;">   </div> <p align="center">The Snail Panel with Mask</p>  <p align="center">The Sheaf</p>
5. Materials: a) Paper b) Card c) Foil d) Tissue e) Felt	
6. Creating our own artwork using Henri Matisse's artwork as inspiration and a range of materials and textures: a) The Horse, the Rider and the Clown b) The Parakeet and the Mermaid	
7. Collage/texture in other cultures: a)	 <p align="center">The Horse, the Rider and the Clown</p>  <p align="center">The Parakeet and the Mermaid</p>
Youtube: Henri Matisse information https://www.tate.org.uk/art/artists/henri-matisse-1593 https://www.youtube.com/watch?v=kRkdY8VQx1c https://www.tate.org.uk/kids/explore/kids-view/meet-matisse Recreating Matisse's artwork: https://www.youtube.com/watch?v=G8hvBhqoJZQ https://www.tate.org.uk/kids/make/cut-paste/collage-matisse-snail Matisse in action https://www.youtube.com/watch?v=GN0okOq8Hyc	