



Friday 13th May 2022 Summer Term Issue 28

NEWSLETTER

St John's Highbury Vale C. of E. Primary School

School Website: www.stjhv.islington.sch.uk

Follow us on Twitter @STJHV



The class with the best attendance
at 100% was

Year 6



The class with the best punctuality and
with 0 children late all week was

Year 6

Reception and Year 6 PE

Some of the oldest children in our school were given the opportunity to share the knowledge and skills they have secured over the last seven years, with the youngest children in school.





ST JOHN'S DISCO

party!

FRIDAY 20TH MAY FROM 6 TO 8PM

CHOOSE YOUR OWN SONGS!!!

PLEASE RETURN THE CONFIRMATION SLIP TO THE OFFICE
£5 - Snacks and Refreshments



fosj@gsuite.stjhv.islington.sch.uk



National Children's Gardening Week

28th May - 5th June 2022



Take Part In Our School Competition!

About The Competition

This year's National Children's Gardening Week we want your school to make as many grass caterpillars as you possibly can! Get all the kids involved in this cheap and easy activity and win some awesome prizes! All you need to compete in this competition is:

- Old tights or stockings (not opaque – grass needs to grow through them)
- Fast-growing grass seed, sawdust or compost
- Plant trays
- Rubber bands
- Pipe cleaners and googly eyes.

Make sure you have a space for them to grow in peace as they are easily scared!

How To Enter

Entering is easy, all you need to do is grow as many caterpillars as you can as a school. Be careful, they must all be longer than a standard 15cm ruler. Once you're all done, take a picture with all of the caterpillars and fill out our form on the website with your details and the number of caterpillars: childrensgardeningweek.co.uk/school-competition-2022

All entries must be in by the end of the day on the 20th May 2022.

We will announce the winners on Facebook [@nationalchildrensgardeningweek](https://www.facebook.com/nationalchildrensgardeningweek) so give the page a follow and the winners will be announced within 28 days of the competition closure. Just after the school holidays!

PRIZES

1st place: £500 School Gardening Success Plan + £200 of National Garden Gift Vouchers!

2nd place: £200 of National Garden Gift Vouchers + 5 interactive solitary beehives and guides!

3rd place: £100 of National Garden Gift Vouchers!

3 Best Looking Entries: £50 of National Garden Gift Vouchers!

First 10 Entries: £10 National Garden Gift Vouchers!

1 Random Entry: A Willow Wand for every pupil!



childrensgardeningweek.co.uk/school-competition-2022

It is National Gardening week 28th May-5th June.

This year's National Children's Gardening Week school competition requires you to grow grass caterpillars.

These must be in line with the following guidelines: the caterpillars must be at least 15cm long and must have sprouted grass.

They need to be decorated by the children and brought into school by Wednesday 18th May so we can take photos of them and send the entry off in time. Please find the instructions for growing them below.

Instructions



1. Cut off each leg, and toe end of the tights.
2. Tie a tight knot in one end of the tights.
3. Fill the tights with the sawdust, compost or a mixture, to create the body for your caterpillar. Make sure the tights are filled and keep filling to your desired length.
4. On the inside of the tights, sprinkle grass seed along one side of the caterpillar, then tie a knot in the end.
5. Now that you have made the main body for your caterpillar, wrap rubber bands or string around the body to create sections.
6. Add your googly eyes, legs and antennae to the caterpillar using the pipe cleaners.
7. Lay the caterpillar in a tray with shallow water, so that the sawdust soaks it up. When the caterpillar is watered, remove it from water and place it in a dry plant tray.
8. Place your caterpillar on the windowsill and remember to water your caterpillar once or twice a week.
9. As the grass seed grows it will poke through the tights, making a hairy caterpillar.



Reception

There was an esca- pea! Evil pea has been up to his usual mischief! Reception class have written wanted posters to find him. If you find him at home, let Reception Class know, be careful, as he is very dangerous!



Year 1

In art, Year 1 have been learning about Henri Matisse. We have been looking at how he used tearing, cutting and overlapping to create collages. Here is some of our art work.



Year 2



Year 2 have been practising partitioning, to use as a strategy for adding and subtracting.

We split the number into tens and ones.

Then, we added or subtracted the tens.


After that, we added or subtracted the ones.

Finally, we recombined the tens and the ones.



Year 3

This week, Year 3 have been continuing to explore the Buddhist faith. After looking at the story of Siddhartha and his enlightenment, we began to think about how things can be interconnected. We made a web of things that help us flourish and found out which of those things are connected to each other.



Year 4

Last week, Year 4 made Brazilian inspired food: frozen yogurt, smoothies, muffins, and treats. The ingredients included coconuts, chocolate, and bananas. All of these plants grow in the Amazon.



Year 5

The children have been engaging in Outdoor and Adventurous Activities (OAA) during their PE sessions. The children mentioned that these OAA sessions reminded them of PGL. Through these sessions they are continuing to build their problem solving, resilience, trust, teamwork and communication skills.



Year 6

Finito! Skończono! Achievé! Finished! Yes, it is official; the SATs are over and Year 6 did their best. They worked very hard, not only this week but building up to this week: hours of revision, problem solving, checking our understanding and our strategies on how to approach a question. We will use the techniques, the knowledge and the skills we learnt for the future challenges ahead of us. Hopefully, we are even more secondary-ready now and there will be a few more weeks of learning before we launch into our next adventure. But now, we deserve a little celebration with a picnic. The weather will be nice apparently, thank goodness. Before we forget, we would like to say a MASSIVE thank you to our parents and all staff at St John's for their support throughout this week; you are amazing!

