



Friday 29th April 2022 Summer Term Issue 26

NEWSLETTER

St John's Highbury Vale C. of E. Primary School

School Website: www.stjhv.islington.sch.uk

Follow us on Twitter @STJHV



The class with the best attendance
at 99.1 % was

Year 3



The class with the best punctuality and
with 1 children late all week was

Year 6

Tennis at St John's

On Tuesday, Year 2 and 3 started a six week block of tennis lessons with coach Jason. Coach Jason is from Access to Sport, who coach Tennis regularly at Finsbury park. The children had a great time and are already beginning to improve their skills.



Breakfast and Kidz Club services must be booked in advance.



If you have been booking termly, your spring term booking will have now expired. Please (re)book for the summer term if you require your child(ren) to attend. Contact the school office if any help is needed.

Parents' Evening
on Wednesday 4th and Thursday 5th May 2022
at school or via telephone call
You can still book your appointment if you haven't already.



CINEMA NIGHT



RECEPTION, YEAR 1, YEAR 2



Friday 6th May from 3.30 to 5.15pm
in the Main Hall

£2 - Popcorn + juice
Please return the confirmation slip to the Office



ST JOHN'S DISCO

party!

FRIDAY 20TH MAY FROM 6 TO 8PM

CHOOSE YOUR OWN SONGS!!!

PLEASE RETURN THE CONFIRMATION SLIP TO THE OFFICE
£5 - Snacks and Refreshments



National Children's Gardening Week

28th May - 5th June 2022



Take Part In Our School Competition!

About The Competition

This year's National Children's Gardening Week we want your school to make as many grass caterpillars as you possibly can! Get all the kids involved in this cheap and easy activity and win some awesome prizes! All you need to compete in this competition is:

- Old tights or stockings (not opaque – grass needs to grow through them)
- Fast-growing grass seed, sawdust or compost
- Plant trays
- Rubber bands
- Pipe cleaners and googly eyes.

Make sure you have a space for them to grow in peace as they are easily scared!

How To Enter

Entering is easy, all you need to do is grow as many caterpillars as you can as a school. Be careful, they must all be longer than a standard 15cm ruler. Once you're all done, take a picture with all of the caterpillars and fill out our form on the website with your details and the number of caterpillars: childrensgardeningweek.co.uk/school-competition-2022

All entries must be in by the end of the day on the 20th May 2022.

We will announce the winners on Facebook [@nationalchildrensgardeningweek](https://www.facebook.com/nationalchildrensgardeningweek) so give the page a follow and the winners will be announced within 28 days of the competition closure. Just after the school holidays!

PRIZES

1st place: £500 School Gardening Success Plan + £200 of National Garden Gift Vouchers!

2nd place: £200 of National Garden Gift Vouchers + 5 interactive solitary beehives and guides!

3rd place: £100 of National Garden Gift Vouchers!

3 Best Looking Entries: £50 of National Garden Gift Vouchers!

First 10 Entries: £10 National Garden Gift Vouchers!

1 Random Entry: A Willow Wand for every pupil!



childrensgardeningweek.co.uk/school-competition-2022

It is National Gardening week 28th May-5th June.

This year's National Children's Gardening Week school competition requires you to grow grass caterpillars.

These must be in line with the following guidelines: the caterpillars must be at least 15cm long and must have sprouted grass.

They need to be decorated by the children and brought into school by Wednesday 18th May so we can take photos of them and send the entry off on time. Please find the instructions for growing them below.

Instructions



1. Cut off each leg, and toe end of the tights.
2. Tie a tight knot in one end of the tights.
3. Fill the tights with the sawdust, compost or a mixture, to create the body for your caterpillar. Make sure the tights are filled and keep filling to your desired length.
4. On the inside of the tights, sprinkle grass seed along one side of the caterpillar, then tie a knot in the end.
5. Now that you have made the main body for your caterpillar, wrap rubber bands or string around the body to create sections.
6. Add your googly eyes, legs and antennae to the caterpillar using the pipe cleaners.
7. Lay the caterpillar in a tray with shallow water, so that the sawdust soaks it up. When the caterpillar is watered, remove it from water and place it in a dry plant tray.
8. Place your caterpillar on the windowsill and remember to water your caterpillar once or twice a week.
9. As the grass seed grows it will poke through the tights, making a hairy caterpillar.



Reception

In RE, reception class have been making the world using a paper plate, collage materials and paint. We thought about why it's important to keep the world special and clean.



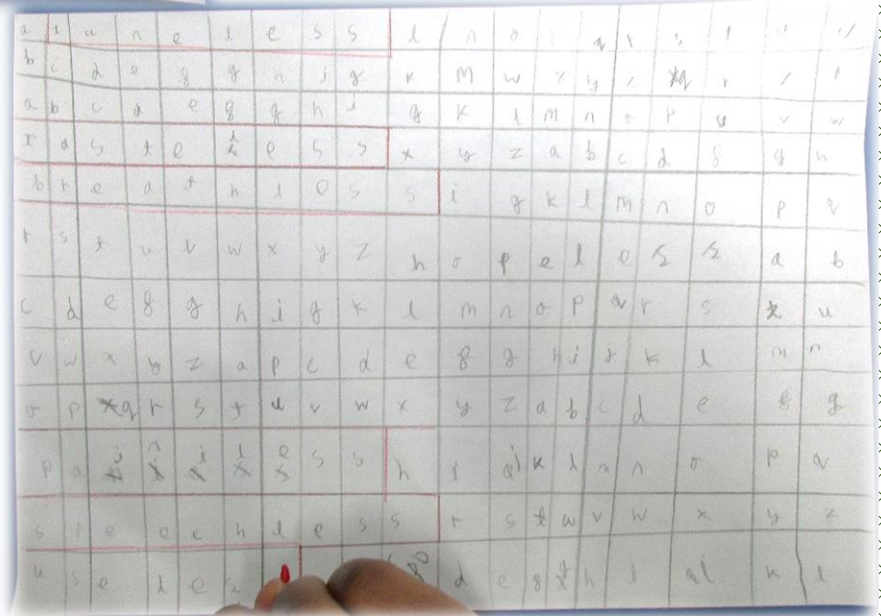
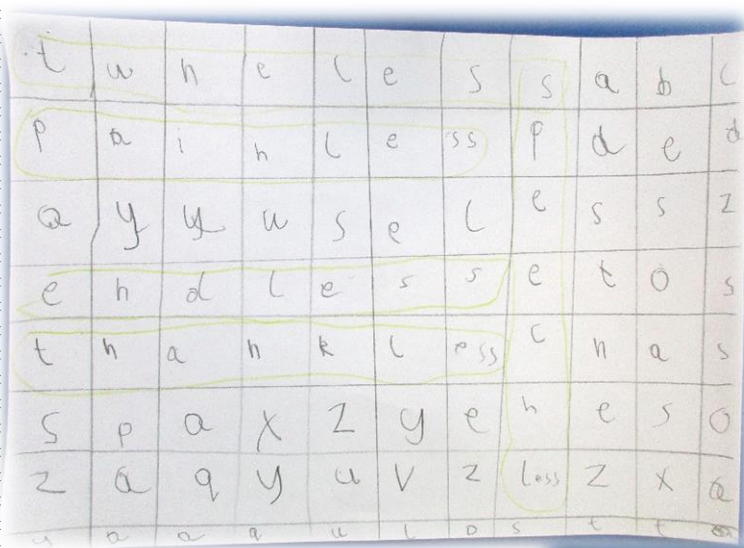
Year 1

As part of our science unit of work on plants, Year 1 had a great time at Gillespie Park. We had pictures of various plants and we had to find them. When we came back to school, we had a go at identifying various garden and wild plants. We saw lots of wild plants at Gillespie Park!



Year 2

In Year 2, we learn our spellings in a variety of ways. We created a spelling word search and tried to disguise our spellings, to make it tricky for our friends to discover them.



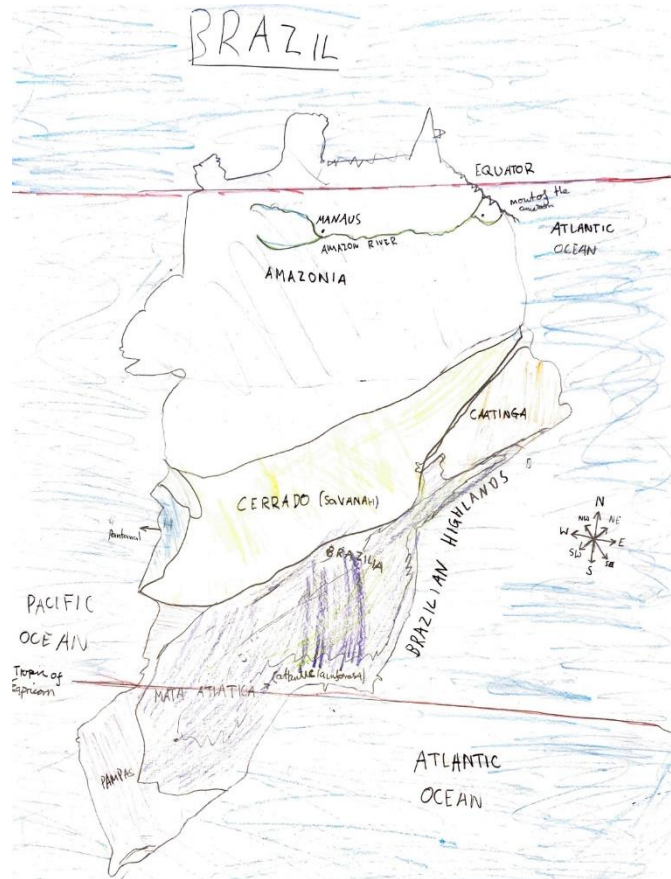
Year 3

This week Year 3 have been looking after their plants. Last Friday they planted some seeds and have been watching them grow ever since, making sure to water them and keep them in a safe condition. They have also been looking after the schools garden with Year 1 and can't wait to watch all of their seeds grow!



Year 4


This week Year 4 have been learning about Brazil in both Geography and English. In Geography they created maps of Brazil. These maps included the 6 important biomes, mountain ranges, rivers, oceans, as well as important lines of latitude.



Year 5



At the end of the last term, the children went on an inspiring school trip to the Sky Academy. The children filmed short film trailers using advanced technology that they are keen to share in their next class assembly. They took on the roles of director, producer, actor, editor and camera technician. The Sky Academy was a fantastic engaging experience for all children and I am sure this will be a memory that they will cherish for a life time.





Year 6

Year 6 have really enjoyed their virtual revision over the last few days. They have been using web-based programmes to problem solve and revise their SPAG. The good thing about this site was it gave us multiple opportunities to answer the questions if we got them wrong; we could use the pen feature on the screen when solving problems and the teachers could see how well each pupil was doing on their screen, so were able to come and help when somebody or the whole class had a problem. Some of us still prefer pen and paper though; just like in the good old days!



Histori-CALLY

children's walking tour

Take a walk through almost 200 years of local history.
Free walking tour for children aged five and above.

**Monday 18 April 2022 and
Monday 2 May 2022**



To book, visit histori-cally.eventbrite.co.uk

Caledonian Road
Traders Association

ISLINGTON
For a more equal future

Histori-CALLY

children's walking tour

Join local resident, Writer and Tour Guide,
Daniel Hausherr, as we explore the history
of Caledonian Road.

From its beginnings as the Chalk Road tollway, through the opening of the Caledonian Asylum, Pentonville Prison, the Clock Tower and much more that has made the Cally what it is today.

Meeting point at The Clock Tower 1 pm

Part 1 of walking tour
(Clock Tower to
Pentonville Prison)
40 minutes walking tour.

- **The Clock Tower** and the story of the market.
- **Caledonian Estate** - the story of the Asylum and the Edwardian estate.
- **Brewery Road** - local industry and the east/west split of The Cally.
- **Pentonville Prison** - the history of the prison, and how its changed.
- **Barnsbury Wood.**

Meeting point at Thornhill Square 1:40pm

Part 2 of walking tour
(Thornhill Square to
Regent's Canal)
40 minutes walking tour.

- **Thornhill Square** - early residential development of the area.
- **Edith Garrud's house** - the Jiu-Jitsu Suffragette.
- **17 Matilda Street** - the story of children who entered the Asylum in 1846.
- **Copenhagen Street** - the Victorian road and what it has become.
- **Regent's Canal** - the early industrial development.

Children should be accompanied by an adult for this tour.
For enquiries, contact aileen.salfarlie@islington.gov.uk